


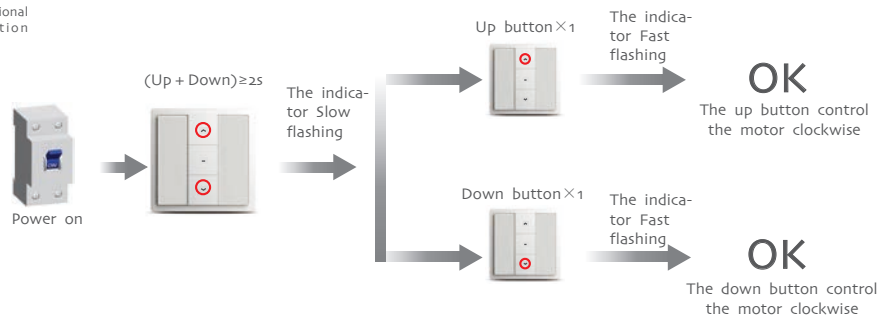
A Setting up and add emitter

Additional function During the settings, the time between two operation must be shorter than 6s, otherwise it will quit the setting




A The reverse of direction setting

Additional function



A Dot-move setting

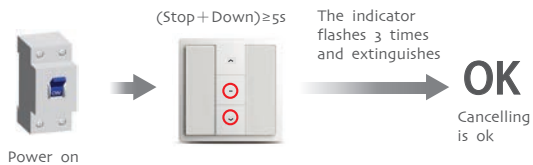
Additional function



⚠ Repeat setting, function is cancelled; In the dot-move mode, it will move when you loose the button

A Cancel emitter

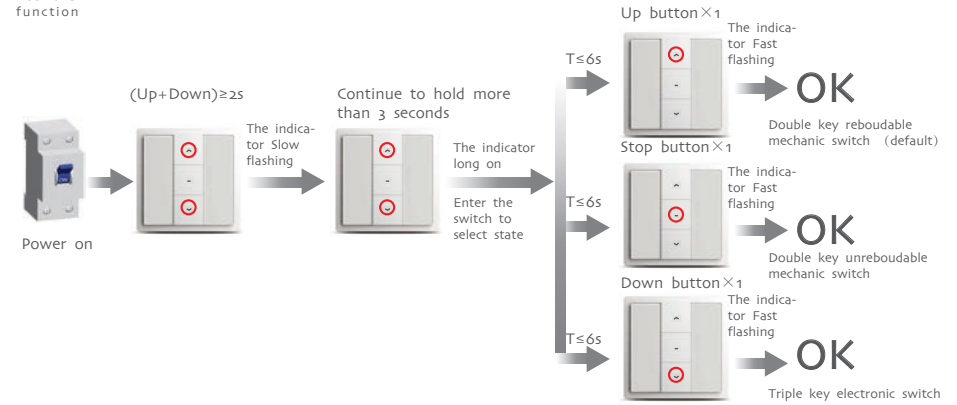
Additional function During the settings, the time between two operation must be shorter than 6s, otherwise it will quit the setting



⚠ Cancel emitter means deleting all the memory of emitter and limit switch in the DC1686A receiver

A Switch Mode Selection

Additional function



A External switch control

Additional function

